

Ice Light Chains and Accessories Guide



Ice Light Guide

Which MK range is best for you:

Outdoor If your ice lights will be out of reach of the public. Outdoor is the best way to go. With a choice of black cable, or white cable


























Low Voltage. Choose this range if you think people will be getting up close to your ice lights. With options in black cable and transparent cable

We have a choice of Ice light length. 50cm, 90cm, and 150cm

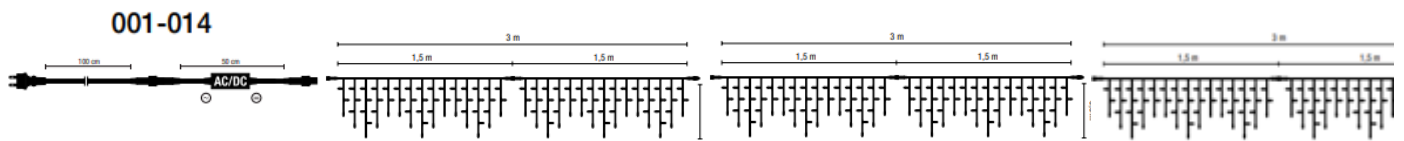
50cm Ice

Outdoor

With a choice of cable colour and LED colour:

019-342			
019-343			
019-348			
019-435			
019-390			
019-398			
019-352			
019-436			
019-353			
019-437			

A maximum of 50 x 50cm ice light sets can be chained together from one plug and one rectifier. Allowing for a run of 50cm ice lights up to 150m long.



(Note the sets come in 3m lengths, which can be split into two 1.5m lengths)

50cm Ice

Low Voltage

With a choice LED colour

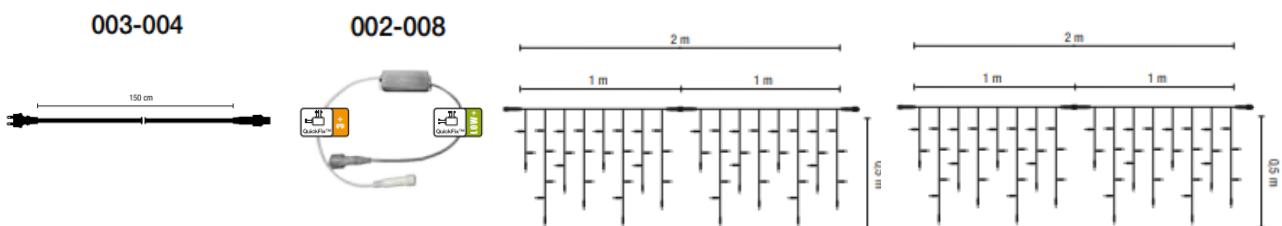
029-118  LED

029-119  LED

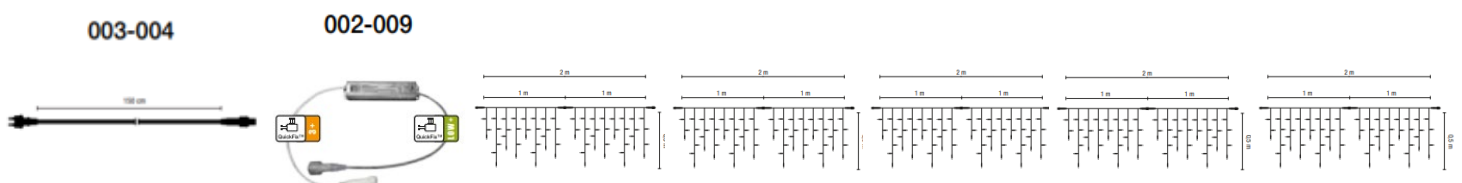
A maximum of 22 x 50cm ice light sets can be chained together from one plug and one transformer. Allowing for a run of 50cm ice lights up to 44m long.

The transformer required depends on the number of ice lights you wish to chain together:

- 1 or 2 sets:



- 3 to 5 sets:



- 6 to 11 sets:



- 12 to 22 sets:


























(Note the sets come in 2m lengths, which can be split into two 1m lengths)

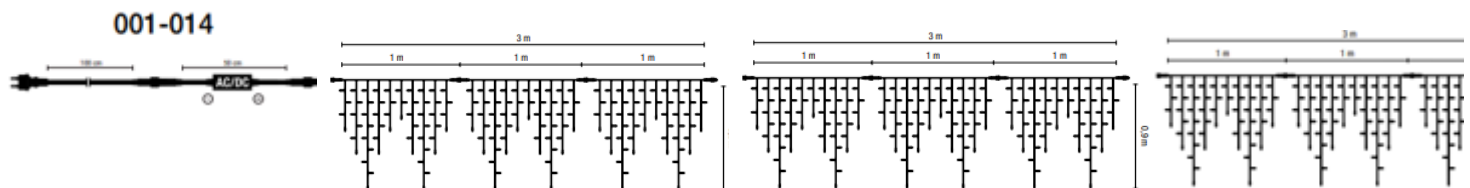
90cm Ice Lights

Outdoor

In a choice of cable colour and LED colour

019-344	 
019-345	 
019-349	 
019-438	 
019-400	  
019-351	  
019-439	  
019-350	  
019-440	  

A maximum of 36 x 90cm ice light sets can be chained together from one plug and one rectifier. Allowing for a run of 90cm ice lights up to 108m long.









(Note the sets come in 3m lengths, which can be split into three 1m lengths)

90cm Ice Lights

Low Voltage

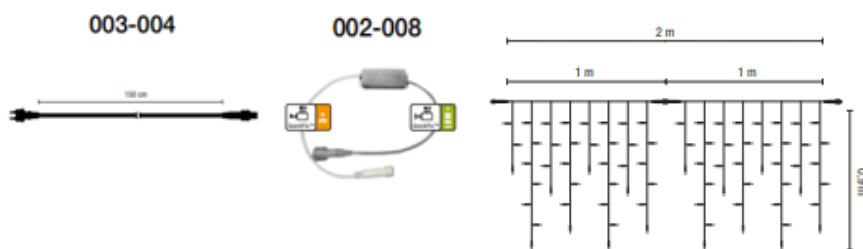
In a choice of LED colour

029-010	
029-009	
029-113	 
029-056	 

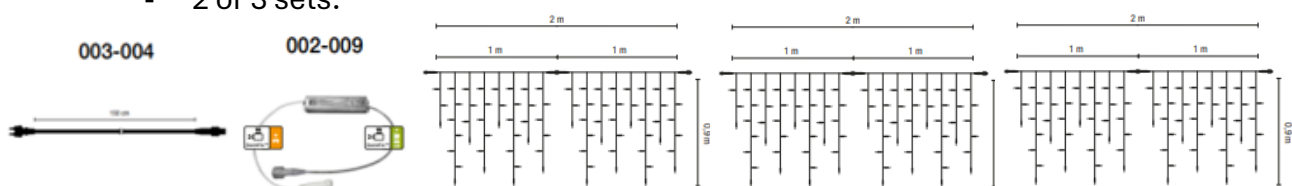
A maximum of 15 x 90cm ice light sets can be chained together from one plug and one transformer. Allowing for a run of 90cm ice lights up to 30m long.

The transformer required depends on the number of ice lights you wish to chain together:

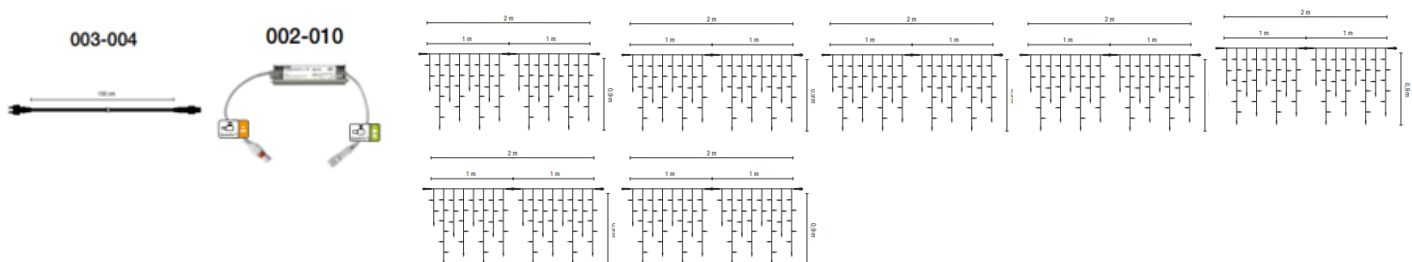
- 1 x set:



- 2 or 3 sets:



- 4 to 7 sets:



- 8 to 15 sets:











(Note the sets come in 2m lengths, which can be split into two 1m lengths)

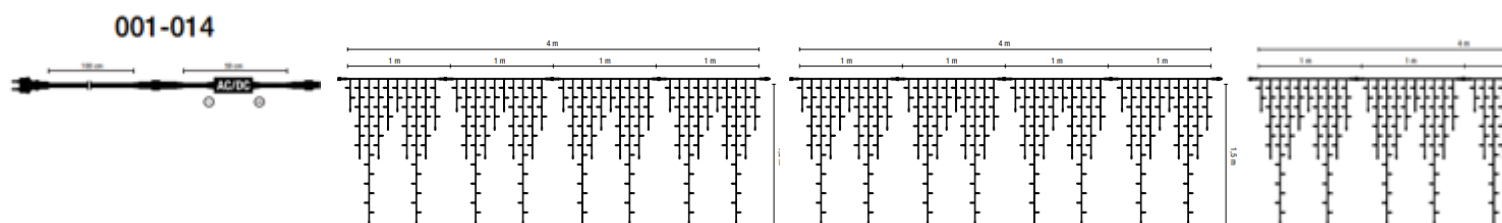
150cm Ice Lights

Outdoor

In a choice of cable colour and LED colour

019-346	 
019-347	 
019-396	 
019-397	 

A maximum of 26 x 150cm ice light sets can be chained together from one plug and one rectifier. Allowing for a run of 150cm ice lights up to 104m long.






(Note the sets come in 4m lengths, which can be split into four 1m lengths)

150cm Ice Lights

Low Voltage

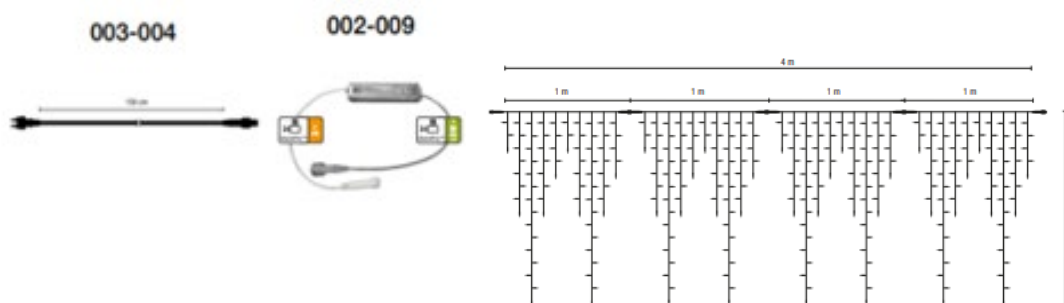
In a choice of LED colour

029-058	 
029-059	 
029-114	  
029-060	  

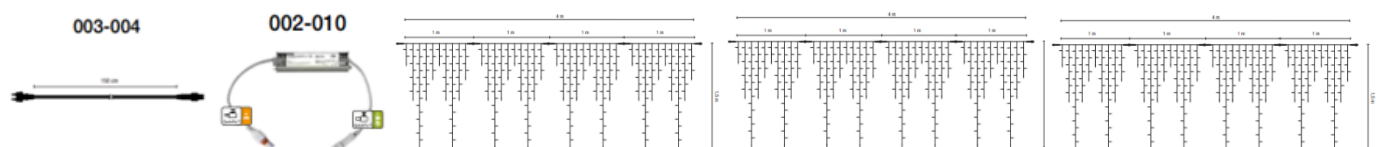
A maximum of 7 x 150cm ice light sets can be chained together from one plug and one transformer. Allowing for a run of 150cm ice lights up to 28m long.

The transformer required depends on the number of ice lights you wish to chain together:

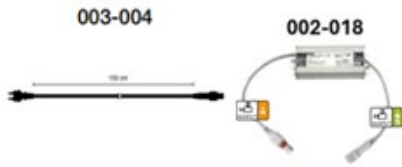
- 1 x sets:



- 2 or 3 sets:



- 4 to 7 sets:



The image displays a grid of 10 tables, arranged in three rows (3 in the first row, 3 in the second, and 4 in the third). Each table contains a list of names and associated numbers, organized in columns. The tables are labeled with numbers at the top and bottom, and the names are listed in the middle. The tables are arranged in a grid that is 3 rows by 3 columns, with the last row containing only 4 tables.

(Note the sets come in 4m lengths, which can be split into four 1m lengths)